

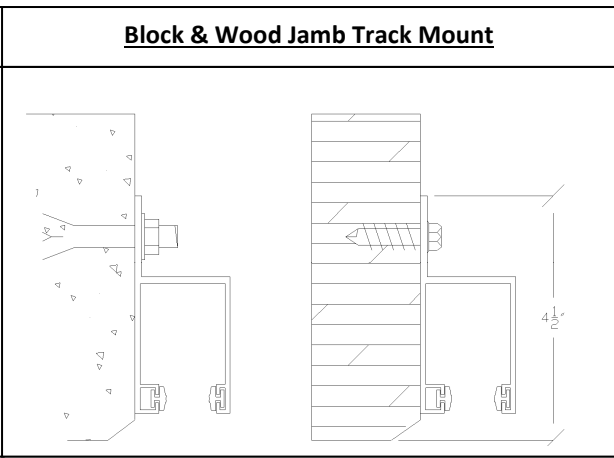
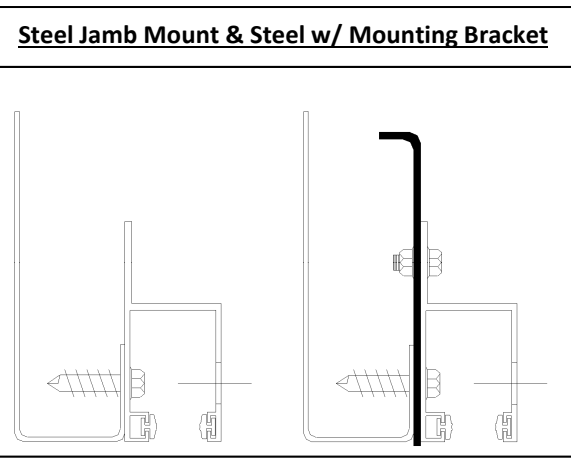
Head Room & Side Room Clearance Requirements:

Door Height	Head Room Recommended	Axle Side Room	Track Side Room
Up to 10'-0"	23"	10"	4 ½"
Up to 12'-0"	24"	10"	4 ½"
Up to 14'-0"	25"	10"	4 ½"

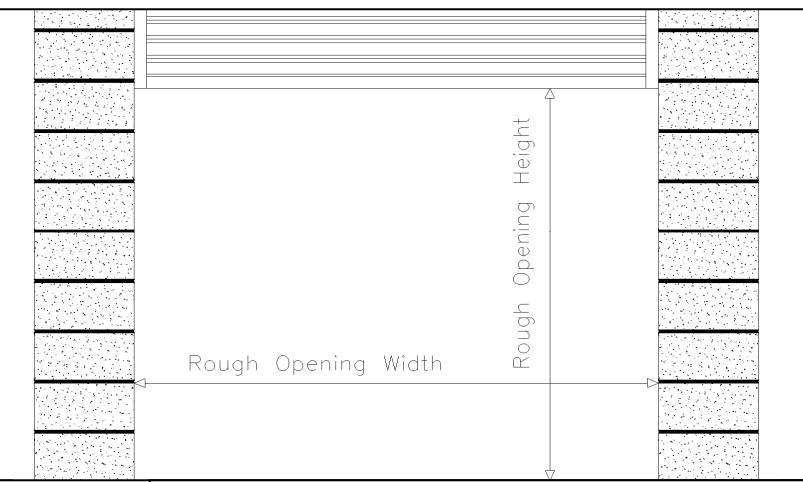
Standard Commercial Door Specifications:

- **DOOR CURTAIN** – 26 gauge hot dip galvanized steel. Grade 80 Hardness.
- **CURTAIN FINISH** – Super durable polyester; 40 year adhesion & 25 year chalk and fade warranty.
- **DOOR AXEL ASSEMBLY** – Heavy wall steel tube with welded on galvanized steel drums.
- **STEEL TORSION SPRING** – Formed and stress relieved, engineered, oil tempered class II spring wire.
- **BOTTOM EDGE ASSEMBLY** – Heavy duty aluminum extrusion with 14 ga. x 2" x 2" steel angle.
- **SLIDEBOLT KICK LOCK** – 1/8" x 1 ½" steel bar at each bottom edge corner.
- **VERTICAL DOOR TRACKS** – Heavy duty extruded aluminum with self-lubricating plastic wear strips.
- **DOOR SUPPORT BRACKETS** – Heavy duty 11 gauge steel construction.
- **** Wind Struts are standard on 14'-0" wide and larger doors.**

Standard Commercial Roll-Up Door Details



Rough Opening Measurement: Width (12'-0") x Height (12'-0")



Pilot Door Systems, Inc.
 406 W. Industrial Drive #2
 Pleasant Grove, UT 84062

Phone: (801) 796-5933
 Fax: (801) 796-5935
 Email: sales@pilotdoorsystems.com

Distributed by: